

DECAAR Decorative Aluminum Lath By **SCG**

Alu-X Series



- ▀ Premium-grade aluminum with world class quality (JIS).
- ▀ Distinct wood grain patterns and unique colors available at only SCG.
- ▀ Thick film and non-peeling with a 10-year warranty.

DECAAR
by **SCG**

DECAAR Decorative Aluminum Lath by SCG Alu-X Series

Available in 2 types of patterns: wood grain patterns and solid colors.

Available Color Shades for BOXX, BOXX ECO and CW100:



Remarks: ● = BOXX | ■ = BOXX ECO | ▲ = CW100

SCG Aluminum Lath, Alu-X Series

Eco-friendly wood pattern aluminum lath with a natural look and durable, non-peeling color

A solution for many decorative lath styles and applications with confidence in the following qualities:

- ✓ Durable color without rapid fading and without peeling; a natural wood pattern is delivered through SCG's unique manufacturing technology along with high-quality film from Italy with a thickness of 60-80 microns.
- ✓ Manufactured from premium grade aluminum with a thickness of 0.8-1.2 mm; bendable and non-tearing.
- ✓ Certified by world class (JIS) and TIS standards in Thailand with a 10-year product warranty from SCG.
- ✓ The product bears the GREEN CHOICE and CFP labels as proof of eco-friendliness



10-year warranty.



Durable and non-peeling film coating with a thickness of 60-80 microns.



Rust-proof.



JIS manufacturing standard.



TIS standard.



Low-carbon-footprint product manufactured by a Green Industry factory.



Eco-friendly with a longer service life.*



Carbon Footprint Award

For additional product information:



*More than double color durability when compared to ordinary aluminum (equivalent to a service life of 10 years).


Multi-Application, including Laths, Ceilings and Walls






Image of Actual Installation



ALU-X “BOXX & BOXX ECO”

Lath Work



Profile	Size (mm)	Length (m)	Thickness	Bracing Span (m)	Weight per Piece (kg./pc)	
					Anodize	Powder coat
ALU-X BOXX 1-1.2 mm						
	25x25	6.0	1.0	@ 1.2	1.00-1.31	1.10-1.41
	25x50	6.0	1.0	@ 1.2	1.82-2.22	2.00-2.42
	25x75	6.0	1.0	@ 1.2	2.70-3.00	2.80-3.22
	25x100	6.0	1.2	@ 1.5	4.20-4.98	4.50-5.03
	50x100	6.0	1.2	@ 1.5	7.00-7.88	7.50-8.03

ALU-X BOXX ECO 0.8 mm


	19x50	4.0	0.8	@1.0	-	0.98-1.38
	19x100	4.0	0.8	@1.0	-	2.17-2.57

Accessories

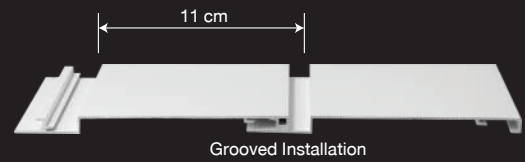

	Corner 19x19	6.0	1.0	-	0.39-0.45	0.45-0.47
	Corner 25x25	6.0	1.0	-	0.51-0.61	0.55-0.61

ALU-X “CW100”


Ceilings and Walls



Installation Pattern

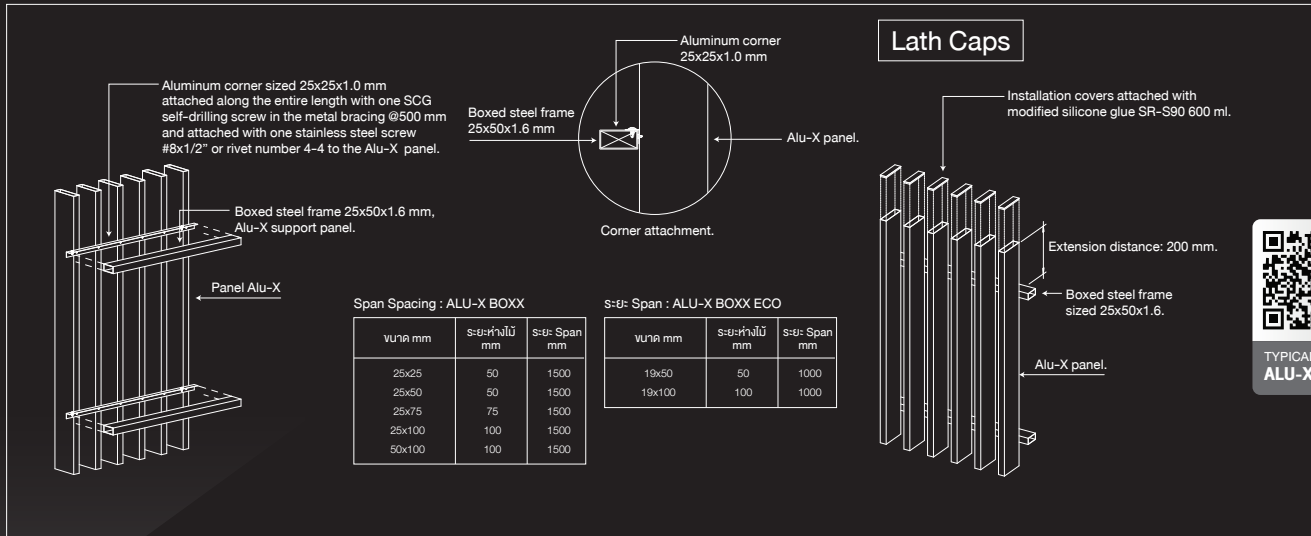


Profile	Size Width x Height (mm)	Length (m)	Thickness	Bracing Span (m)	Weight per Piece (kg. / pc)
	130x8.6	6.0	1.0	0.6	2.80



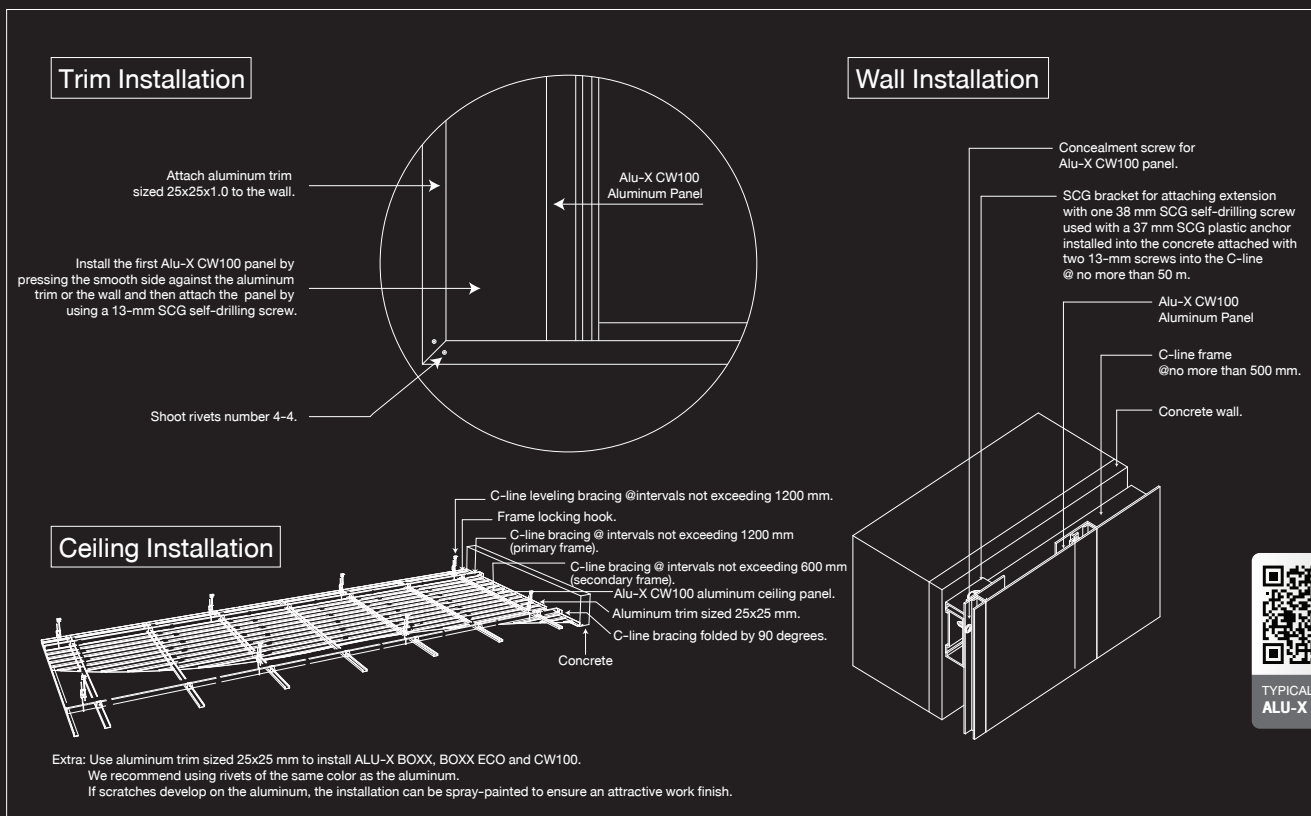
How to Install

ALU-X BOXX and BOXX ECO



How to Install

ALU-X CW100



Remarks: Study additional installation details from the Typical Details or the website of DECAAR BY SCG.

- WARNING**
- Do not use the products as load-bearing parts of a building or for other purposes. The products must be installed according to the installation manual by using standard accessories from the manufacturer only. Do not eat or put inside the mouth, and avoid inhaling any particles resulting from cutting, grinding, drilling or polishing of the products. Do not use in an area that is exposed to constant moisture or water. If installed at a height exceeding 20 meters, the installation must be designed and certified by an engineer or architect.
- CAUTION**
- STONEVA DECAAR BY SCG is a decorative product designed and specified for appropriate use according to the conditions in Thailand only. Uses outside of Thailand is the responsibility of the designer, construction foreman and installer.
 - Dyed wood products contain traces of chemical. Do not swallow and avoid contact with the eyes. While working, use standard personal protective equipment. After use, tightly seal containers and keep away from children.
 - In case of irritation due to skin contact, quickly rinse multiple times with clean water and seek medical attention. In cases of swallowing or consumption, do not force vomiting. Instead, drink plenty of water to dilute the chemical concentration and then urgently seek medical attention. The various installation specifications are only preliminary recommendations for general use. For actual installation and structures used, consider according to standards for shaped steel buildings Wor.Sor.Thor. 1015-40 and the design specifications of the Ministry Announcement No. 6 (B.E. 2527 [1984]), issued by virtue of the Building Control Act, B.E. 2522 (1979). Use of the products outside of the specifications of this document is the direct responsibility of the designer and work foreman. The product installation manuals are regularly updated. As such, designers, foremen and installers must regularly check to ensure that the product installation manuals used are of the latest version. In case of any doubt, verification is possible at www.decaarbyscg.com.

CW-OT-D-C029/6804 *The product colors shown in images are for advertisement purposes only and may differ from the actual product colors due to printing. Please consider the actual product colors at the vendor before making a purchase order.

All content, design, and layout are Copyright ©2023, SCG Cement-Building Materials All Rights Reserved. Reproduction in whole or part in any form or medium without specific written permission is prohibited.

DECAAR Decorative Aluminum Lath by SCG Alu-X Series

Available in 2 types of patterns: wood grain patterns and solid colors.

Available Color Shades for BOXX, BOXX ECO and CW100:

Wood-grain Pattern



(Mocha Teak)

NEW



(Brown Walnut)



(Siam Teak)

NEW



(Warm Oak)



(Nature Oak)



(Butternut)

NEW



(Grey Pine)

Solid colors



(Off White)



(Sahara White EX)



(Sahara Gray EX)



(Deep Black)

Remarks: ● = BOXX | ■ = BOXX ECO | ▲ = CW100

How to Install
ALU-X BOXX and BOXX ECO



Aluminum corner sized 25x25x1.0 mm attached along the entire length with one SCG self-drilling screw in the metal bracing @500 mm and attached with one stainless steel screw #8x1/2" or rivet number 4-4 to the Alu-X panel.

Boxed steel frame 25x50x1.6 mm, Alu-X support panel.

Alu-X panel.

Corner attachment.

Aluminum corner 25x25x1.0 mm

Lath Caps

Installation covers attached with modified silicone glue SR-S90 600 ml.

Extension distance: 200 mm.

Boxed steel frame sized 25x50x1.6.

Alu-X panel.

Unit mm	Span mm	Span mm
25x25	50	1500
25x50	50	1500
25x75	75	1500
25x100	100	1500
50x100	100	1500

Unit mm	Span mm	Span mm
19x50	50	1000
19x100	100	1000

TYPICAL DETAIL ALU-X BOXX

How to Install
ALU-X CW100



Trim Installation

Attach aluminum trim sized 25x25x1.0 to the wall.

Install the first Alu-X CW100 panel by pressing the smooth side against the aluminum trim or the wall and then attach the panel by using a 13-mm SCG self-drilling screw.

Shoot rivets number 4-4.

Alu-X CW100 Aluminum Panel

Wall Installation

Concealment screw for Alu-X CW100 panel.

SCG bracket for attaching extension with one 38 mm SCG self-drilling screw used with a 37 mm SCG plastic anchor installed into the concrete attached with two 13-mm screws into the C-line @ no more than 50 mm.

Alu-X CW100 Aluminum Panel

C-line frame @no more than 500 mm.

Concrete wall.

Ceiling Installation

C-line leveling bracing @intervals not exceeding 1200 mm.

Frame locking hook.

C-line bracing @ intervals not exceeding 1200 mm (primary frame).

C-line bracing @ intervals not exceeding 600 mm (secondary frame).

Alu-X CW100 aluminum ceiling panel.

Aluminum trim sized 25x25 mm.

C-line bracing folded by 90 degrees.

Concrete.

Extra: Use aluminum trim sized 25x25 mm to install ALU-X BOXX, BOXX ECO and CW100. We recommend using rivets of the same color as the aluminum. If scratches develop on the aluminum, the installation can be spray-painted to ensure an attractive work finish.

Remarks: Study additional installation details from the Typical Details or the website of DECAAR BY SCG.

TYPICAL DETAIL ALU-X CW100

WARNING

- Do not use the products as load-bearing parts of a building or for other purposes. The products must be installed according to the installation manual by using standard accessories from the manufacturer only.
- Do not eat or put inside the mouth, and avoid inhaling any particles resulting from cutting, grinding, drilling or polishing of the products.
- Do not use in an area that is exposed to constant moisture or water.
- If installed at a height exceeding 20 meters, the installation must be designed and certified by an engineer or architect.

CAUTION

- STONEA DECAAR BY SCG is a decorative product designed and specified for appropriate use according to the conditions in Thailand only. Uses outside of Thailand is the responsibility of the designer, construction foreman and installer.
- Dyed wood products contain traces of chemical. Do not swallow and avoid contact with the eyes.
- While working, use standard personal protective equipment. After use, tightly seal containers and keep away from children.
- In case of irritation due to skin contact, quickly rinse multiple times with clean water and seek medical attention.
- In cases of swallowing or consumption, do not force vomiting. Instead, drink plenty of water to dilute the chemical concentration and then urgently seek medical attention.
- The various installation specifications are only preliminary recommendations for general use. For actual installation and structures used, consider according to standards for shaped steel buildings Wor.Sor.Thor. 1015-40 and the design specifications of the Ministry Announcement No. 6 (B.E. 2527 [1984]), issued by virtue of the Building Control Act, B.E. 2522 (1979).
- Use of the products outside of the specifications of this document is the direct responsibility of the designer and work foreman.
- The product installation manuals are regularly updated. As such, designers, foremen and installers must regularly check to ensure that the product installation manuals used are of the latest version. In case of any doubt, verification is possible at www.decaarbyscg.com.

CW-OT-D-C029/6904

The product colors shown in images are for advertisement purposes only and may differ from the actual product colors due to printing. Please consider the actual product colors at the vendor before making a purchase order.

All content, design, and layout are Copyright © 2023, SCG Cement-Building Materials All Rights Reserved. Reproduction in whole or part in any form or medium without specific written permission is prohibited.

DECAAR
by SCG

Available at SCG Home | SCG Home Experience and leading construction material dealers.
For additional information, contact the SCG Contact Center: 02-586-2222, Email: contact@scg.com,
www.decaarbyscg.com, facebook.com/decaarbyscg, LINE ID: @scgbrand.

DECAAR Decorative Aluminum Lath By SCG
Alu-X Series

- Premium-grade aluminum with world class quality (JIS).
- Distinct wood grain patterns and unique colors available at only SCG.
- Thick film and non-peeling with a 10-year warranty.

DECAAR
by SCG

SCG Aluminum Lath, Alu-X Series

Eco-friendly wood pattern aluminum lath with a natural look and durable, non-peeling color

A solution for many decorative lath styles and applications with confidence in the following qualities:

- ▮ Durable color without rapid fading and without peeling; a natural wood pattern is delivered through SCG’s unique manufacturing technology along with high-quality film from Italy with a thickness of 60-80 microns.
- ▮ Manufactured from premium grade aluminum with a thickness of 0.8-1.2 mm; bendable and non-tearing.
- ▮ Certified by world class (JIS) and TIS standards in Thailand with a 10-year product warranty from SCG.
- ▮ The product bears the GREEN CHOICE and CFP labels as proof of eco-friendliness



10-year warranty.



Durable and non-peeling film coating with a thickness of 60-80 microns.



Rust-proof.



JIS manufacturing standard.



TIS standard.



Low-carbon-footprint product manufactured by a Green Industry factory.



Eco-friendly with a longer service life.*



Carbon Footprint Award

For additional product information:



*More than double color durability when compared to ordinary aluminum (equivalent to a service life of 10 years).


Multi-Application, including Laths, Ceilings and Walls






Image of Actual Installationm





ALU-X “BOXX & BOXX ECO”

Lath Work

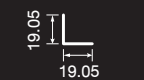


Profile	Size (mm)	Length (m)	Thickness	Bracing Span (m)	Weight per Piece (kg./pc)	
					Anodize	Powder coat
ALU-X BOXX 1-1.2 mm						
	25x25	6.0	1.0	@ 1.2	1.00-1.31	1.10-1.41
	25x50	6.0	1.0	@ 1.2	1.82-2.22	2.00-2.42
	25x75	6.0	1.0	@ 1.2	2.70-3.00	2.80-3.22
	25x100	6.0	1.2	@ 1.5	4.20-4.98	4.50-5.03
	50x100	6.0	1.2	@ 1.5	7.00-7.88	7.50-8.03

ALU-X BOXX ECO 0.8 mm


	19x50	4.0	0.8	@1.0	-	0.98-1.38
	19x100	4.0	0.8	@1.0	-	2.17-2.57

Accessories

	Corner 19x19	6.0	1.0	-	0.39-0.45	0.45-0.47
	Corner 25x25	6.0	1.0	-	0.51-0.61	0.55-0.61

ALU-X “CW100”

Ceilings and Walls



Profile	Size Width x Height (mm)	Length (m)	Thickness	Bracing Span (m)	Weight per Piece (kg. / pc)
	130x8.6	6.0	1.0	0.6	2.80

